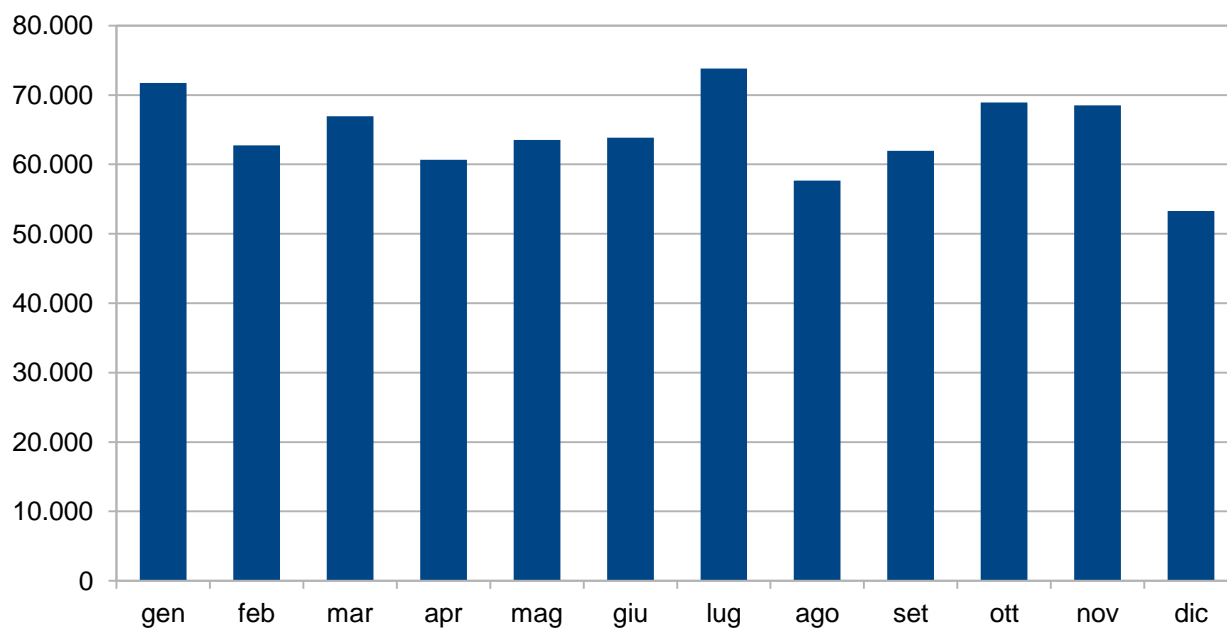


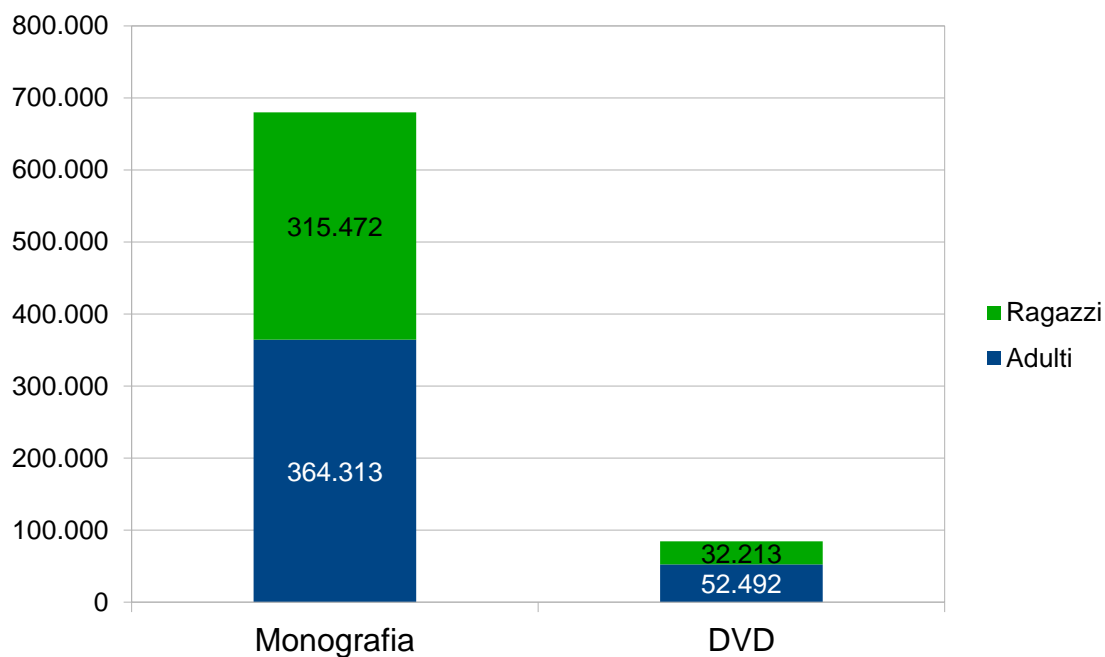
# Statistiche di Sistema – anno 2019

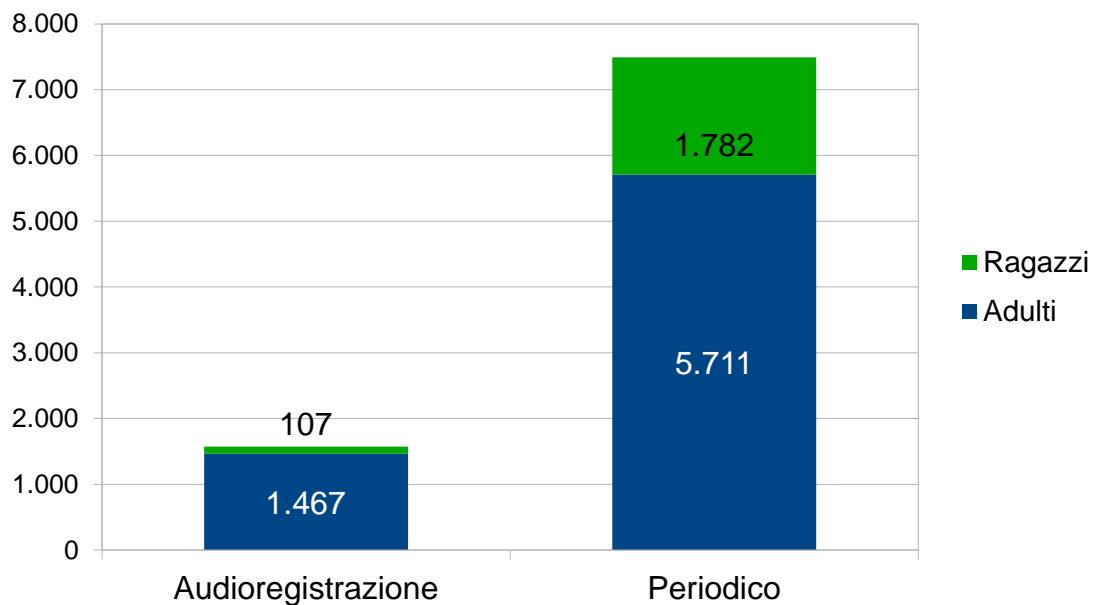
## Prestiti 2019 mese per mese



gen	feb	mar	apr	mag	giu	lug	ago	set	ott	nov	dic
71.752	62.759	66.952	60.661	63.512	63.839	73.812	57.662	61.964	68.905	68.524	53.284

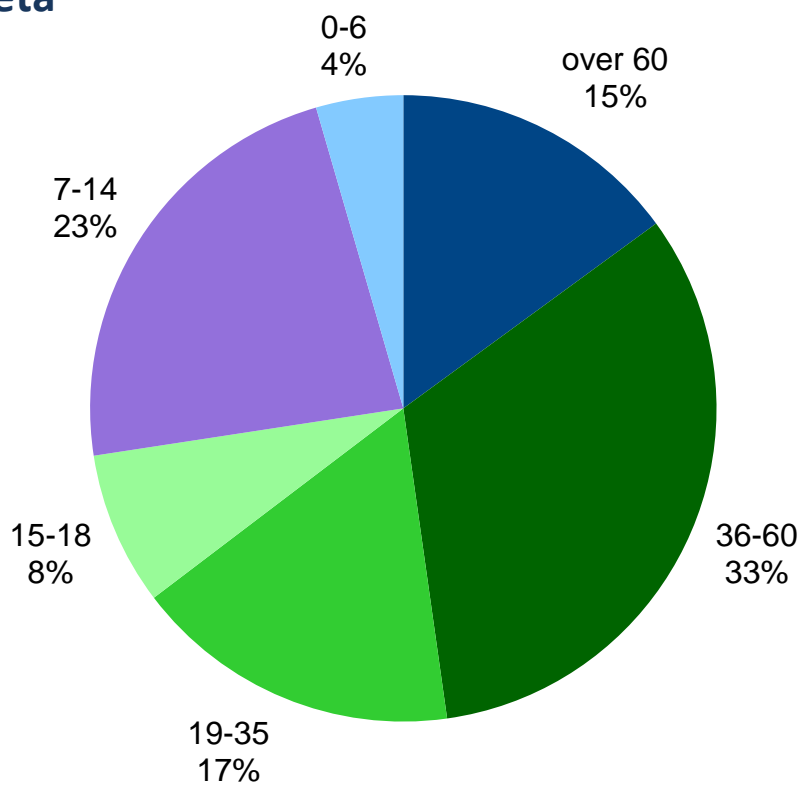
## Prestiti per tipologia





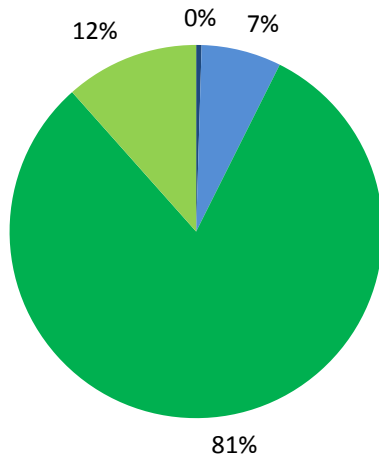
### Utenti attivi per fascia d'età

<b>0-6 anni</b>	1.865
<b>7-14 anni</b>	10.315
<b>15-18 anni</b>	3.668
<b>19-35 anni</b>	7.629
<b>36-60 anni</b>	14.619
<b>over 60</b>	6.129

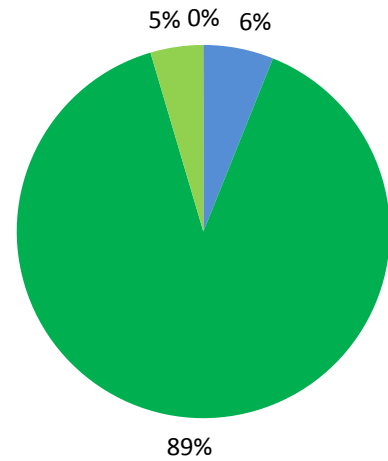


## Accessioni

### Adulti



### Ragazzi



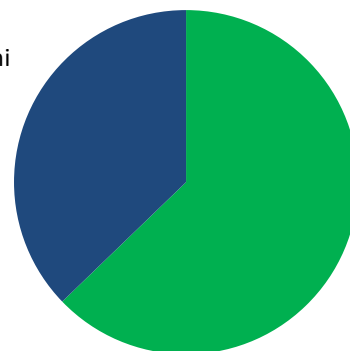
- Audiolibri e cd musicali
- Film
- Monografie
- Periodici

	Adulti	Ragazzi	Totale
Audiolibri e cd musicali	169	7	176
Film	2.502	1.183	3.685
Monografie	29.276	17.475	46.751
Periodici	4.181	895	5.076
<b>Totale</b>	<b>36.128</b>	<b>19.560</b>	<b>55.688</b>

## Prenotazioni

Prenotazioni da banco	94.423
Prenotazioni on-line	162.739
<b>Totale</b>	<b>259.181</b>

Prenotazioni  
locali  
37%



Prenotazioni da  
Opac  
63%